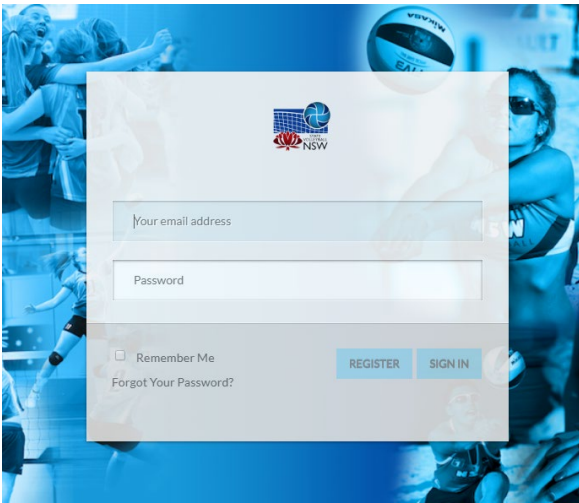


Visit <http://www.nswvolleyball.com/> then click Member Login Menu

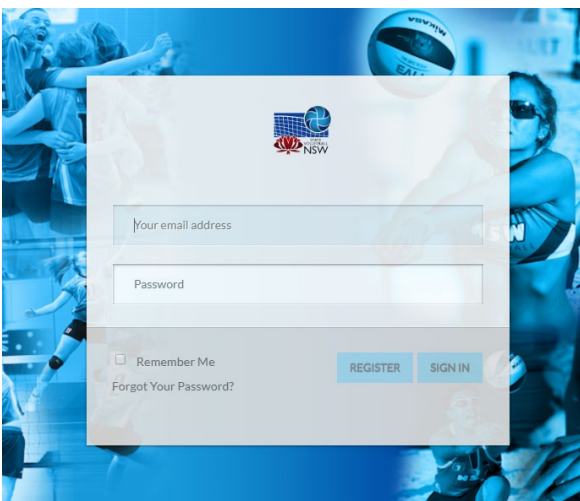
1. NEW PLAYERS SELECT REGISTER



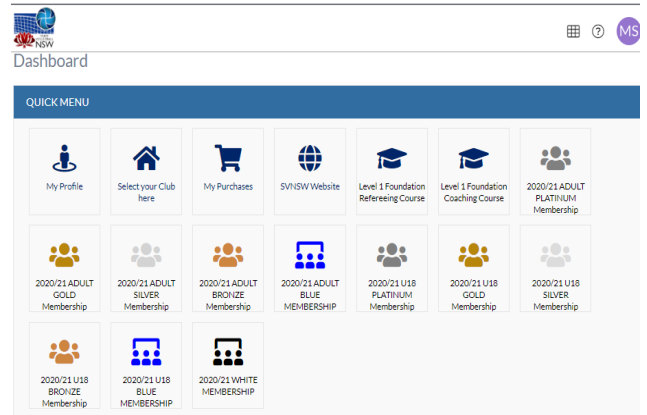
2. Enter your basic profile information here, then SUBMIT

A screenshot of the 'Individual Member Registration (SVNSW)' form. It contains a disclaimer and three numbered points regarding membership. Below this are input fields for: First Name, Last Name, Date of Birth, Gender (dropdown), Address, Suburb, Post Code, State (dropdown), Email, Password, Verify Password, and Mobile Phone. 'SUBMIT' and 'CANCEL' buttons are at the bottom.

3. Select SIGN IN, and use the email and password you've just nominated for your profile.



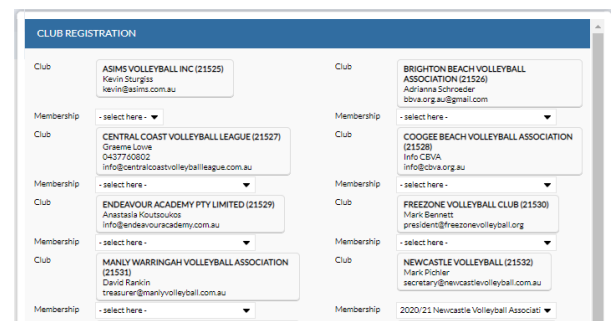
4. From the dashboard, select the icon which matches your 2020/21 membership category



5. Complete the online payment for your chosen 2020/21 membership category

A screenshot of the online payment page for a '2020/21 ADULT GOLD (EXTENDED)' membership. It shows a total of \$80.00 and fields for 'Credit Card Holder Name', 'Credit Card Number', 'Credit Card Expiry Month', and 'Credit Card Expiry Year'. There is a 'PAY' button with a 'SECURE CHECKOUT' label. A note states: 'MEMBERSHIP EXPIRES 31/3/2021. NOTE: By choosing this membership you are aware that there is no Loss of Income Protection from 1st APRIL 2020. If you would like to cover yourself for a loss of income you will need to also purchase that separately.'

6. From the dashboard, click SELECT CLUB, and choose Newcastle Volleyball and choose 2020/21 from the dropdown menu



7. From the dashboard, click MY PROFILE, and screenshot your CONTACT CODE, which is your unique membership number for Volleyball NSW and Newcastle Volleyball.

Notify your captain of your Contact Code.